

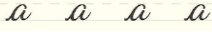
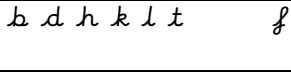









Date and genre of work:									Summary
-------------------------	--	--	--	--	--	--	--	--	---------

Working at the expected standard

<b>I can</b>													
Use my phonics to sound out and write words 													
Hold my pencil correctly 													
Spell some tricky words correctly <table border="1" data-bbox="391 548 502 600"> <tr><td>he</td><td>me</td></tr> <tr><td>she</td><td>be</td></tr> </table>	he	me	she	be									
he	me												
she	be												
Write my letters correctly 													
Form ascenders and descenders 													
Finger spaces 													
Makes sense 													
Full stops 													
Capital letters ABC													
and													
Spell <b>most of</b> my tricky words correctly <table border="1" data-bbox="470 1019 582 1070"> <tr><td>said</td><td>so</td></tr> <tr><td>have</td><td>do</td></tr> </table>	said	so	have	do									
said	so												
have	do												
Use my phonics to sound out and write <b>longer words</b> 													
Write small letters small and tall letters tall													
Apostrophes for contraction can't I'm													
Spell words with the endings 'ed', 'ing' and 'er', 'est'.													
Spell plurals 's' and 'es'													
Alphabet names													

Working at greater depth

<b>I can</b>									
Exclamation marks !									
Question marks ?									
Conjunctions 									
 Use present and past tense I go I went									
Adjectives 									
Use apostrophes for contraction can't I'm									
Spell <b>many</b> tricky words correctly									
Add suffixes to spell most words correctly in their writing, e.g. -ed -ment, -ness, -ful, -less, -ly									